



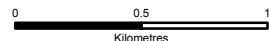
State Environmental Planning Policy
(Infrastructure) 2007
Sports and Recreation
Berry Land Application Map

Sheet LAP 001

-  Subject Land
- Cadastre**
-  Cadastre 01/06/2016 © Land and Property Information



Projection: GCS
Datum: GDA94



Scale: 1:30,000@ A3